

Modelling and Evaluation Research in MIMD Architecture Design (MERMAID)

A.D. Pimentel L.O. Hertzberger P.M.A. Sloot
Dept. of Computer Systems, University of Amsterdam

October 10, 1995

Keywords: performance evaluation, simulation, MIMD architectures

Introduction

The Mermaid project focuses on the construction of simulation models for MIMD multi-computer architectures with the purpose of performance evaluation [Pimentel95]. At the beginning of the project two guiding principles were formulated. First, the level of architecture abstraction should allow simulation within reasonable time, preferably avoiding low-level (bus-cycle) emulation. And second, architecture choices are important design options which must be simulated without too much remodelling effort.

The MIMD architectures modelled within Mermaid are the GCel, the PowerXplorer and future PowerStone architectures of Parsytec [Langhammer93].

The Mermaid simulation methodology

To evaluate MIMD multi-computers, a parameterized algorithmic model was created. It is capable of supplying the simulator with a trace of events, called *operations*, representing processor activity, memory I/O, and communication message passing.

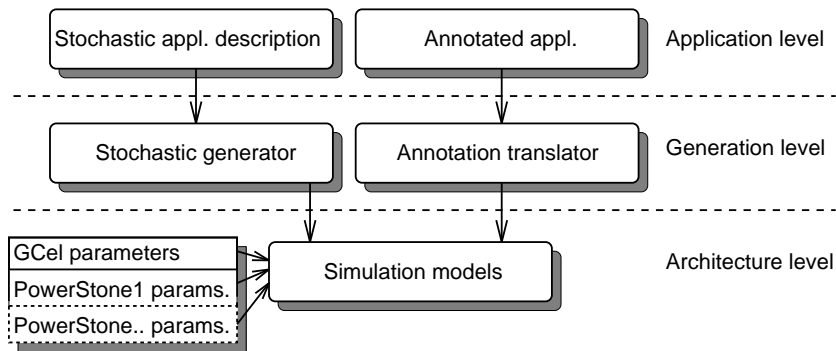


Figure 1: Simulation scheme.

Simulation of an application load on an architecture takes place at three different levels, as depicted in Figure 1. The application level contains application descriptions used as input to our simulation models. This is done by either stochastically describing the behaviour of programs using probabilities or by instrumenting real programs with annotations representing the exact execution behaviour.

At the generation level a trace of operations is generated from the application descriptions. This generation process exploits knowledge of the target architecture and runtime model in order to tune these operation traces.

Finally, the architecture level consists of operation trace-driven simulation models. Every model has a set of machine parameters that has been calibrated by either published information or benchmarking. To allow simulation within reasonable time, the simulation models do not fully emulate the hardware and keep limited state information during simulation.

Architecture modelling

The architecture models, implemented in Pearl [Muller93], are generic in the sense that the different Parsytec architectures can be represented by means of parameterization. The computation module of a MIMD node is modelled as a number of processors and caches, a bus and a memory. The model for a complete node is constructed by combining the computation module with a router component and four communication links (shown in Figure 2). All node components are fully parameterized to be able to evaluate design options at board-level and to evaluate different routing strategies.

The nodes are linked together resulting in a multi-node model to reflect the platform's interconnection scheme. Application loads result in an operation trace for each node in the multi-node model. This approach allows for all kinds of synchronization and load balancing scenario's.

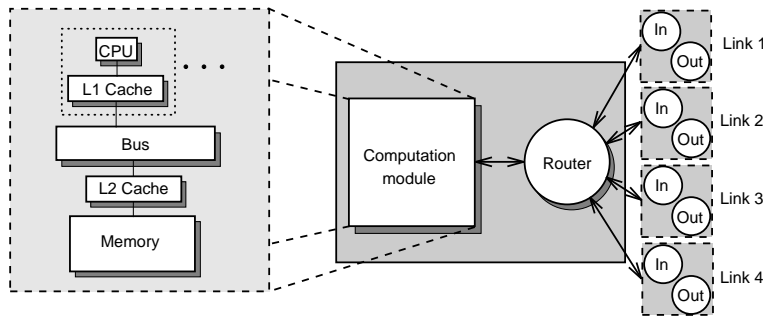


Figure 2: The model of a MIMD node.

An example experiment

This sections presents the validation results for an application load running on the Parsytec GCel architecture model. The application is a parallel solver of linear equations using Gaussian elimination. Figures 3.a and 3.b depict the execution time and estimated (simulation) time for a range of runs with different equation-matrix sizes.

From the curves can be seen that the estimated times are slightly more optimistic than real execution. However, with a worst-case error of 12 percent, the simulation estimates are reasonable accurate. Another important aspect is that simulation closely follows the execution trend. Even for the small peak at a problem size of 100x100 with 32 processors, this trend is perfectly followed.

Future work

Much effort has been put in validating the GCel architecture model. This work will proceed for the PowerXplorer architecture model. Further, application modelling will continue in order to extend the diversity of application loads. Finally, models of future architectures will be built for evaluation purposes after which feedback can be provided to the designing team.

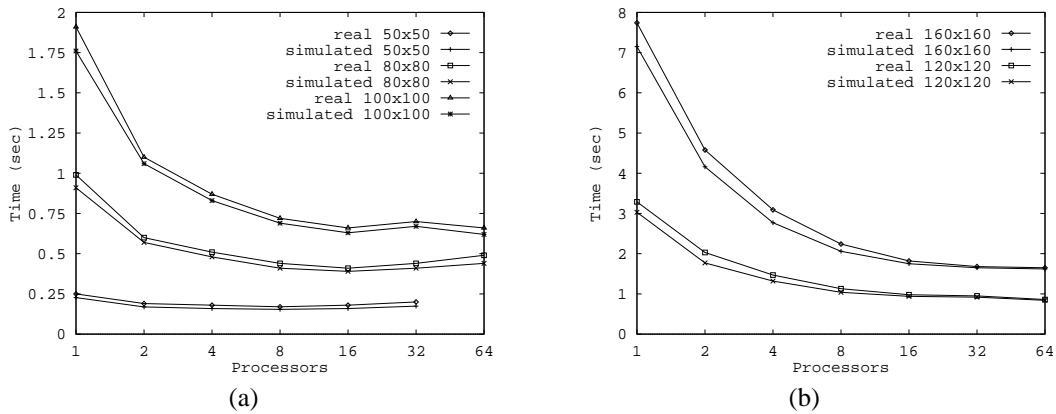


Figure 3: Simulation of parallel Gaussian elimination.

References

- [Langhammer93] F. Langhammer. *The PowerStone Project, Version 1.2*. Technical report, PowerStone Parallelrechner GmbH, Herzogenrath, Germany, 1993.
- [Muller93] H. L. Muller. *Simulating computer architectures*. PhD thesis, Dept. of Comp. Sys, Univ. of Amsterdam, 1993.
- [Pimentel95] A. D. Pimentel, J. van Brummen, T. Papathanassiadis, P. M. A. Sloot, and L. O. Hertzberger. *Mermaid: Modelling and Evaluation Research in MIMD Architecture Design*. In *Lecture Notes in Computer Science, High Performance Computing and Networking*. Springer Verlag, 1995. Accepted for publication. Also technical report TR-94-26.

Contact address

Contact: A.D. Pimentel
Institution: Computer Systems Department
 University of Amsterdam
Mail: Faculty of Mathematics & Computer Science
 University of Amsterdam
 p/a A.D. Pimentel
 Kruislaan 403
 1098 SJ Amsterdam
Phone: +31 20 525 7578
Fax: +31 20 525 7490
Email: andy@fwi.uva.nl
WWW: <http://www.fwi.uva.nl/fwi/research/vg4/arch/>